




# EDGE MODERN


## Internal Scheme




Carpet



Kitchen Benchtop




Splashback




Main Floor




Kitchen Cupboards




Bathroom Tiles



Wall Colour



Kitchen Cupboards



Vanity

1. Carpet Rimor Voyage
2. Kitchen Benchtop Ceasarstone Intense White
3. Splashback Pressed Edge White Matt
4. Main Floor Tiles Renegade Grey Matt
5. Kitchen Cupboards Prime Oak
6. Bathroom Floor & Wall Tiles Isla Grey Matt
7. Wall Colour Taubmans Crisp White
8. Kitchen Cupboards Empire Oak
9. Vanity Satin Black
10. Tapware Black

**Confident and contemporary,** the Edge Modern scheme brings a bold sophistication to everyday living.

Dark accents and black tapware add a sense of drama, while warm timber cabinetry keeps the look grounded and inviting.

Balanced with soft grey tiles and crisp white finishes, this scheme creates a **stylish backdrop** that feels both practical and polished — perfect for those who want a home that **makes a statement without losing its comfort.**